

Week 24: Class 3

Task 1: Write the English Translation for the following Arabic words.

	غَدَا
	لَيْلٍ
	صَبَاحٍ
	مَسَاءٍ
	النَّهَارِ
	مِظَلَّةٍ
	نَظَّارَةَ

Task 2: Write the Arabic Translation of the following words below.

Mountain	
Forest	
With	
Library	
Market	
Sunset	
River	

Task 3: Below are the correct translations, use a different coloured pen to mark your work and make any corrections if needed.

Tomorrow	غدا	Mountain	جبل
Night	ليل	Forest	غابة
Morning	صباح	With	مع
Evening	مساء	Library	مكتبة
Day	النهار	Market	سوق
Umbrella	مظلة	Sunset	غروب الشمس
Glasses	نظارة	River	نهر

Sukun/Qalqalah

Task :

Watch this video -

https://youtu.be/Qke8rEkl_rA

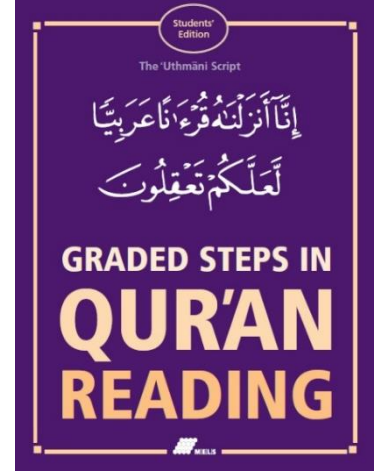
After watching the video, could you please read the words on this page. Do this as many times as you need to.

Our aim is to be fluent and accurate with our reading.

Then, ask your parents to test you. Your parents should point at any word, and you **should** be able to tell them what word it is.

If you need help, re-watch the video!

Once complete, open your Graded steps in Qur'an reading book, and read page 29/30/31.



أَقْ أَقْبِلْ أَجْ أَجْمِيْ

أَدْ أَدْفْ يُدْرِيْكَ إِبْ

أَبْ يُطْسِيْ عَجَلْ أَطْ

أَطْفَا سِدْ سِدْرَةَ وَجْ

Natural Madd – Madd Tabā'ee

Task :

Watch this video –

<https://youtu.be/lwnze-9OKz8>

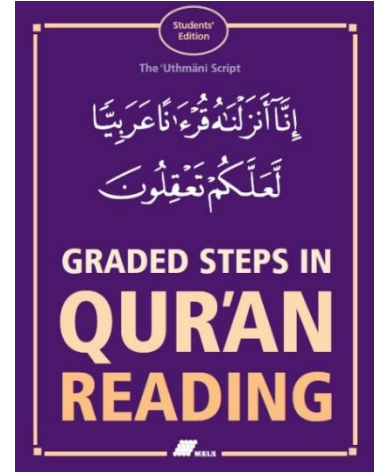
After watching the video, could you please read the words on this page. Do this as many times as you need to.

Our aim is to be fluent and accurate with our reading.

Then, ask your parents to test you. Your parents should point at any word, and you **should** be able to tell them what word it is.

If you need help, re-watch the video!

Once complete, open your Graded steps in Qur'an reading book, and read page 32.




يَاءُ	أَوْ	ءُ و	ءُ	أَيُّ	ئِي	إِ
يَبُ	بَوْ	بُو	بُ	بِي	بِي	بِ

Home Learning Week 8: Revision

L.O: Today we are going to recap our knowledge on the Adhan and Iqamah.

Use this link <https://m.youtube.com/watch?v=e1HJ6earfXI> and the prompts below to complete the crossword on the Adhan and its meaning.



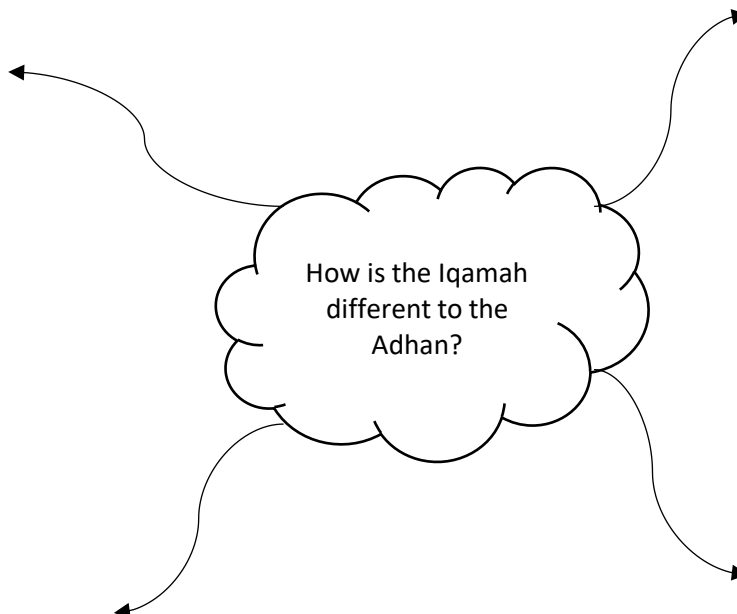
Across

- 1 This means 'Rush to Salah'.
- 2 This is the direction we face when we pray, the direction towards the Ka'bah in Makkah.
- 3 This means 'Allah is the greatest'.
- 4 This is the last line of the Adhan and means 'There is no god but Allah'.
- 5 This is the caller, the person who raises their hands to their ears and calls the Adhan.
- 6 This is the Arabic word for call to prayer.


Down

- 1 This line means 'Rush to success'.

Complete the mind-map below. If you find you're stuck, use your exercise books.



Now create a story board, including all the information you know about the Adhan and Iqamah:

A large, empty rectangular box with a thin black border, intended for the student to create a storyboard about the Adhan and Iqamah. The box is currently blank.