

Body Parts

Task 1:

Copy out these words in your book.

أُذُنُ

أَنْفُ

عَيْنُ

أَسْنَانُ

لِسَانُ

Task 2:

Match the words to the correct picture and meaning.

Eye

أُذُنُ



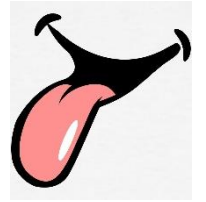
Ear

أَنْفُ



Tongue

عَيْنُ



Nose

أَسْنَانُ




Teeth

لِسَانُ



Forming short sentences

Fill in the gaps using the pictures and the word bank.




هَذَا _____



هَذَا _____



هَذِهِ _____



هَذَا _____

Word bank:

فَمِي، أَسْنَانِي، أَنْفِي، لِسَانِي

Sukun/Qalqalah

Task :

Watch this video -

https://youtu.be/Qke8rEkl_rA

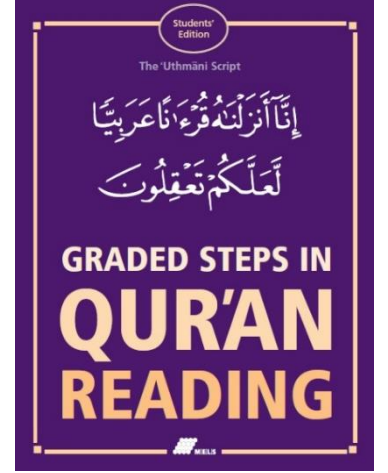
After watching the video, could you please read the words on this page. Do this as many times as you need to.

Our aim is to be fluent and accurate with our reading.

Then, ask your parents to test you. Your parents should point at any word, and you **should** be able to tell them what word it is.

If you need help, re-watch the video!

Once complete, open your Graded steps in Qur'an reading book, and read page 29/30/31.



أَقْ أَقْبِلْ أَجْ أَجْمِيْ

أَدْ أَدْفْ يُدْرِيْكَ إِبْ

أَبْ يُطْسِيْ عَجَلْ أَطْ

أَطْفَا سِدْ سِدْرَةَ وَجْ

Natural Madd – Madd Taba'ee

Task :

Watch this video –

<https://youtu.be/lwnze-9OKz8>

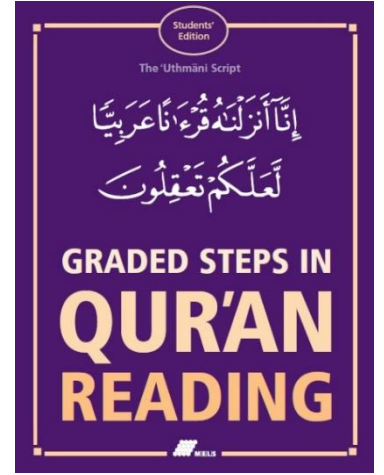
After watching the video, could you please read the words on this page. Do this as many times as you need to.

Our aim is to be fluent and accurate with our reading.

Then, ask your parents to test you. Your parents should point at any word, and you **should** be able to tell them what word it is.

If you need help, re-watch the video!

Once complete, open your Graded steps in Qur'an reading book, and read page 32.



يَاءُ	أَوْ	ءُ و	ءُ	أَيُّ	ئِي	إِ
يَبُ	بَوُ	بُو	بُ	بِي	بِي	بِ

Home Learning: Revision

L.O: Today we are going to learn about some key lessons from the life of prophet Muhammad (s).

As you know, the Prophet Muhammad (s) is a great role model for Muslims today. This is because he practiced the teachings of the Qur'an in his own life so that we could learn from this and also lead our lives in a way which is favoured by Allah. As such, there are many lessons we can take and learn from the life of the prophet (s). Here are a few:

Always speak the truth in your life no matter what's the situation is. Learn to be truthful, honest and sincere.

Always wish good for others just like prophet Muhammad (s) did in His life.

Do not be unfair to others just like Muhammad (s) wasn't.

Treat your neighbours with Kindness.

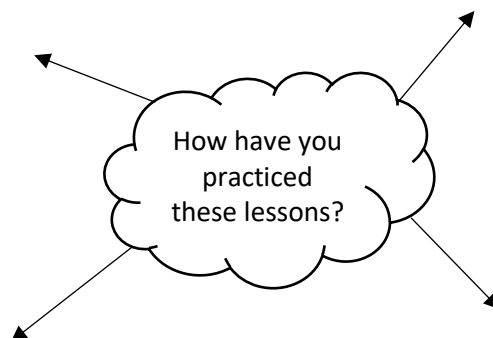
Do not criticise others.

Muhammad (s) was always respectful of the old, caring towards the weak and loving towards children.

Here are some Hadiths or sayings of the prophet (s). Each saying can be linked to and used to support one of the above lessons. Your task is to use the table below to match each saying to the lesson.

Lessons we can learn:	Hadith to support this:
	Our beloved prophet (s) said: "Treat your neighbours in a kind and polite manner".
	Prophet Muhammad (s) said: "Always remember your own faults before you mention the faults of others".
	Muhammad (s) said: "A believer wishes for others what he wishes for himself".
	Beloved Prophet Muhammad (s) said: "The best Jihad is when one speaks a true word in the presence of a cruel ruler".
	One of His sayings is, "Even a smile can be charity".
	He warned those who do injustice to others in these words: "Beware of injustice, for injustice will be darkness on the Day of Resurrection."

For your next task, make a mind-map on how you have practised these lessons in your OWN life:



For your final task, use all the information you have been given this lesson to create a poster in the box below or in your exercise books:

